

Your Dartmoor

Dartmoor National Park Management Plan

Progress Report

2019

Our Vision

***Dartmoor** – an inspirational place where, in 2034:*

- *the natural beauty, wildlife and cultural heritage are conserved, **sustained** and enhanced;*
- *local people and visitors **enjoy** and learn more about the National Park; and*
- *local communities and businesses **prosper** and benefit from Dartmoor's human and natural resources.*

The National Park is an exemplar in delivering a range of public benefits, and leading the way in developing new approaches and thinking.

Introduction

The Management Plan is the single most important plan for the future of Dartmoor National Park. It provides an opportunity to bring together a wide range of people and organisations around a set of common goals, building on the successes of the last Management Plan and responding to the challenges ahead. It is *the* strategic Plan for the National Park, one that will guide decisions affecting Dartmoor's future over the coming five years. The Management Plan is for the National Park as a whole and not just for the National Park Authority; although the Authority, along with many other stakeholders and the local community, will be key to the delivery of the Management Plan. 'Your Dartmoor' is a Plan for *all* who care about Dartmoor and its future.

Progress Reporting Arrangements

A Delivery Board with senior representatives from key delivery agencies will provide a strategic overview of how progress is being made towards the Vision and Priorities, and agree how resources and activity should be focused. The Delivery Board will be supported by three working groups based around the three themes of *Sustain, Enjoy* and *Prosper*. These will enable all those who will help to deliver the Management Plan to continue to be engaged with the process, to share ideas and experiences, and to strengthen working relationships throughout the Plan period

Due to the need to monitor progress, the action plans will be reviewed and refreshed annually, enabling changing circumstances and future issues to be taken into account. There may be other projects or organisations, not specifically identified at the time of preparing the Plan, which will also help deliver the priorities.

In order to monitor progress, celebrate success and identify areas of delay or problem, the Dartmoor National Park Authority set up a database with a reporting system that highlights progress through a system of coloured 'traffic lights'. There are three themes in the management Plan Sustain, Enjoy and Prosper. Under each theme there are a number of Priorities with identified actions. There are six priorities and 149 actions, the following categories are used to easily identify performance:

- Completed
- In progress and on time
- Falling behind time
- Significantly delayed/unlikely to progress
- Not started

This report will present a snapshot of the situation at a point in time, and this illustrates the situation December 2018, when the report was prepared. It should be noted that there are a small number of actions for which updates have not been received at this time, which may slightly distort the picture.

Public access to the updated and refreshed action plans, indicators and targets document and this report will be via the 'Your Dartmoor' website.

Overall Progress

In total there are 149 actions, and each one of which is assigned a status showing its progress. As information is received from partner organisations the database is updated, and is therefore constantly changing.

Subsequent pages look at progress across the Plan's three main themes:

- Sustain
- Enjoy
- Prosper

Overall progress is shown in table/figure 1 below, **this year's figures are shown in bold** if different from the previous year:

Status	F & F	SL	CH	ED	PD	CF	Total
Not started	0	0	0	0	0	0	0
In progress & on time	18/11	13/7	8/4	36/30	10/9	11/9	95/70
Completed	7/14	6/14	3/5	6/7	5/6	6/7	34/61
Falling behind time	2/1	3/1	3	4/3	1/1	3/4	8/11
Significantly delayed /Unlikely to achieve	1	1/1	1/2	2	1/1	0	6/7
Total	27	23	14	47	18	20	149

Sustain

F & F = The Future of Farming and Forestry

SL = Spectacular Landscapes – Natural networks

CH = Making the most of Cultural Heritage

Enjoying Dartmoor

ED = Enjoying Dartmoor

Prosperous Dartmoor

PD = Prosperous Dartmoor

CF = Community Focus

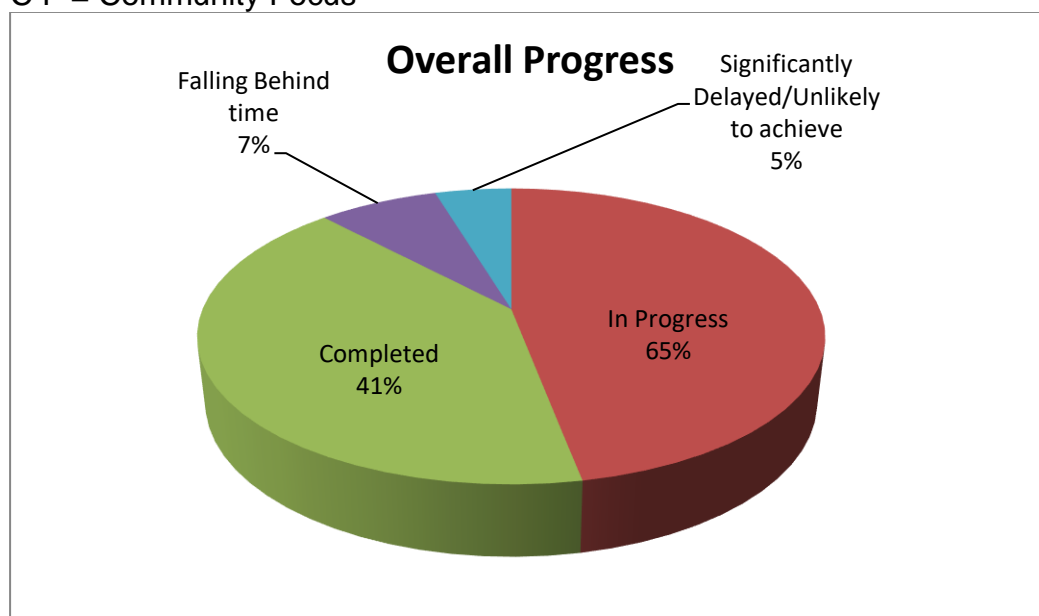


Figure 1

Sustain

Status	F & F	S L	C H	Total
Not started	0	0	0	0
In progress & on time	18/11	13/7	8/4	39/22
Completed	7/14	6/14	3/5	16/33
Falling behind time	2/1	3/1	2/3	7/5
Significantly delayed /Unlikely to achieve	0/1	1/1	1/2	2/4
Total	27	23	14	64

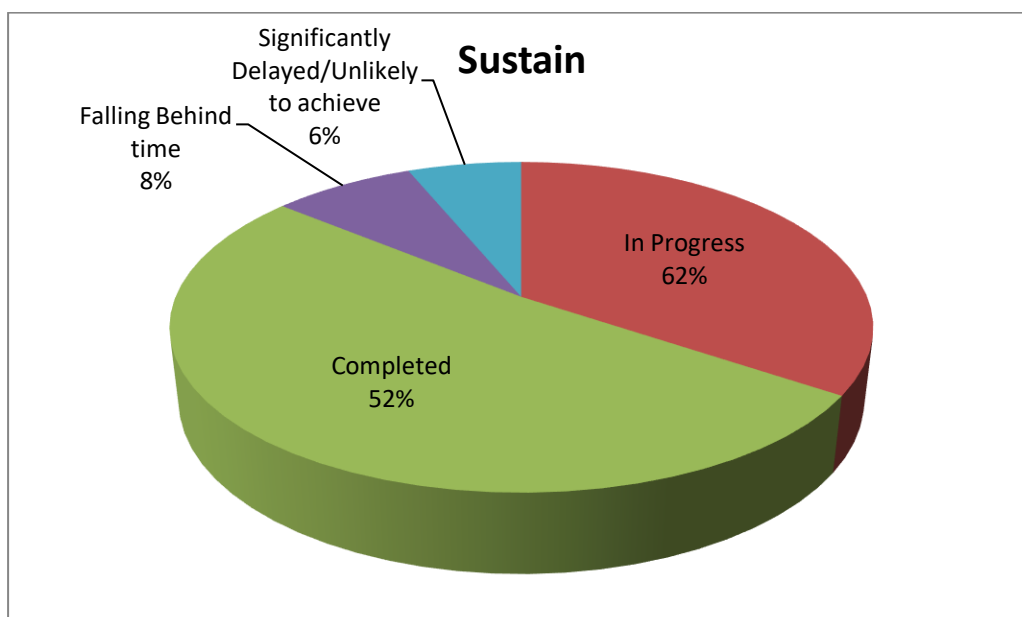


Figure 2

Of the actions under the theme Sustain the following actions are showing as

- Falling behind – actions 22, 40, 52, 53 & 54
 - unlikely to achieve - actions 44, 51 & 144
 - Completed actions – 1, 4, 8, 10, 11, 12, 13, 14, 15, 16, 19, 23, 24, 25, 26, 30, 32, 33, 34, 35, 36, 37, 38, 41, 45, 47, 55, 56 & 57
- Of these action 11 has been replaced by a new action 141 and actions 15 & 16 have been combined and replaced by action 144

Please refer to the 2019 Action plan updates for the details.

Of the actions highlighted as falling behind they are all progressing but not as quickly as hoped. There is one action (51) the establishment of a Dartmoor Study centre which has made little progress over the plan period due to funding/resourcing.

Enjoy

Status	E D
Not started	0
In progress & on time	36/30
Completed	6/14
Falling behind time	3/1
Significantly delayed /Unlikely to achieve	2
Total	47

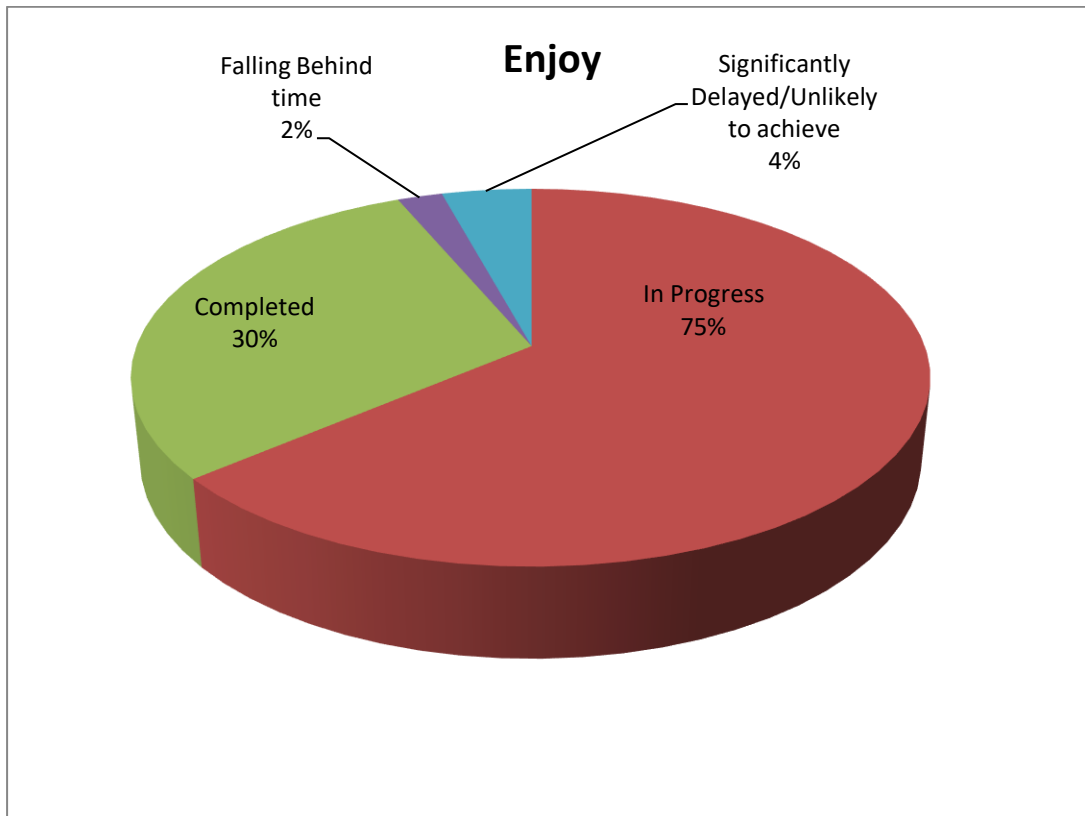


Figure 3

Of the actions under the theme Enjoy the following actions are showing as

- Falling behind – action 80
- Unlikely to achieve – action 94 & 103
- Completed - actions 58, 63, 64, 69, 72, 73, 74, 75, 76, 77, 79, 83, 91 & 92, of these action 58 has been replaced by a new action 147.

Please refer to the 2019 Action plan updates for the details.

The action identified as falling behind or unlikely to achieve is due to technical problems on the Heritage Trails website.

Prosper

Status	P D	C F	Total
Not started	0	0	0
In progress & on time	9/9	11/9	20/18
Completed	6/7	6/7	12/14
Falling behind time	1	3/4	3/5
Significantly delayed /Unlikely to achieve	2/1	0	1
Total	18	20	38

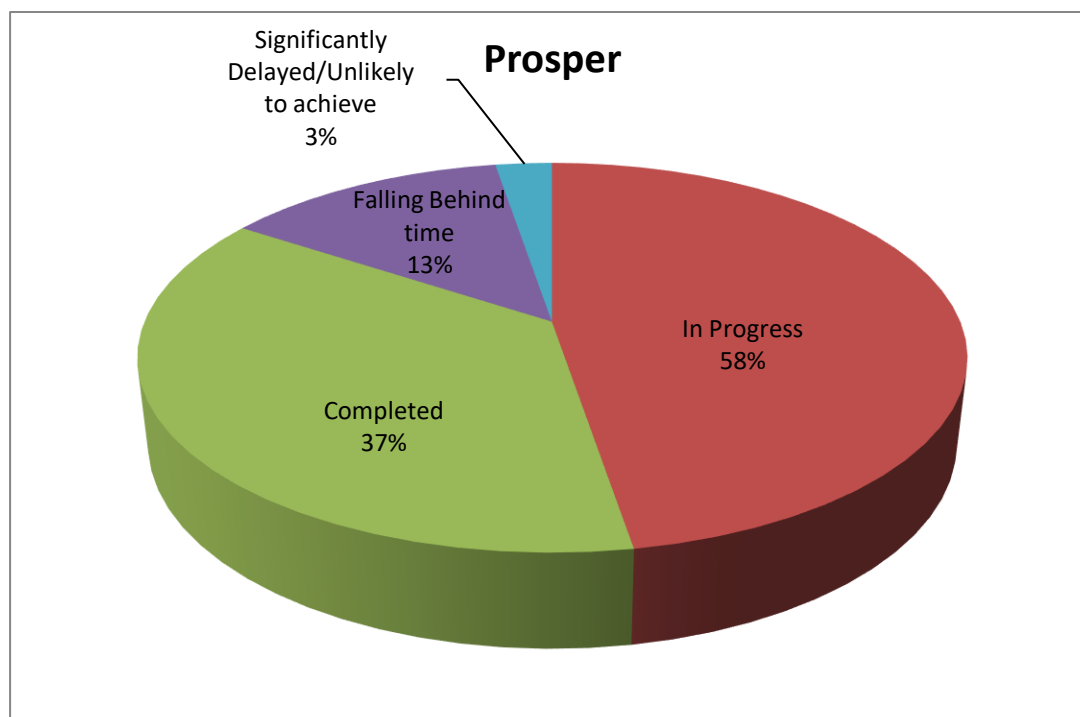


Figure 4

Of the actions under the theme Sustain the following actions are showing as

- Falling behind - actions 120, 122, 124 & 136
- Unlikely to achieve - action 148
- Completed – actions 104, 107, 108, 109, 112, 119, 121, 125, 126, 130, 131 & 137.

Of these, action 107 has been replaced by an updated action 148 and 121 has been combined with 122.

Please refer to the 2019 Action plan updates for the details.

Of the falling behind actions two (118 & 136) will make some progress in 2019 but the other two will not. The unlikely to achieve action made little progress due to the lack of funding/resources needed to deliver it.