

# Your Dartmoor

## Dartmoor National Park Management Plan

### Progress Report

Year 1

2014

### Our Vision

***Dartmoor** – an inspirational place where, in 2034:*

- *the natural beauty, wildlife and cultural heritage are conserved, **sustained** and enhanced;*
- *local people and visitors **enjoy** and learn more about the National Park; and*
- *local communities and businesses **prosper** and benefit from Dartmoor's human and natural resources.*

*The National Park is an exemplar in delivering a range of public benefits, and leading the way in developing new approaches and thinking.*

## Introduction

The Management Plan is the single most important plan for the future of Dartmoor National Park. It provides an opportunity to bring together a wide range of people and organisations around a set of common goals, building on the successes of the last Management Plan and responding to the challenges ahead. It is *the* strategic Plan for the National Park, one that will guide decisions affecting Dartmoor's future over the coming five years. The Management Plan is for the National Park as a whole and not just for the National Park Authority; although the Authority, along with many other stakeholders and the local community, will be key to the delivery of the Management Plan. 'Your Dartmoor' is a Plan for *all* who care about Dartmoor and its future.

## Progress Reporting Arrangements

A Delivery Board with senior representatives from key delivery agencies will provide a strategic overview of how progress is being made towards the Vision and Priorities, and agree how resources and activity should be focused. The Delivery Board will be supported by three working groups based around the three themes of *Sustain, Enjoy* and *Prosper*. These will enable all those who will help to deliver the Management Plan to continue to be engaged with the process, to share ideas and experiences, and to strengthen working relationships throughout the Plan period

Due to the need to monitor progress, the action plans will be reviewed and refreshed annually, enabling changing circumstances and future issues to be taken into account. There may be other projects or organisations, not specifically identified at the time of preparing the Plan, which will also help deliver the priorities.

In order to monitor progress, celebrate success and identify areas of delay or problem, the Dartmoor National Park Authority set up a database with a reporting system that highlights progress through a system of coloured 'traffic lights'. There are three themes in the management Plan *Sustain, Enjoy* and *Prosper*. Under each theme there are a number of Priorities with identified actions. There are six priorities and 139 actions the following categories are used to easily identify performance:

- Completed
- In progress and on time
- Falling behind time
- Significantly delayed/unlikely to progress
- Not started

This report will present a snapshot of the situation at a point in time, and this illustrates the situation January 2015, when the report was prepared. It should be noted that there are a small number of actions for which updates have not been received at this time, which may slightly distort the picture.

Public access to the updated and refreshed action plans, indicators and targets document and this report will be via the 'Your Dartmoor' website.

## Overall Progress

In total there are 139 actions, and each one of which is assigned a status showing its progress. As information is received from partner organisations the database is updated, and is therefore constantly changing. There are a number of actions not due to start until 2015 so these have not been included in the stats.

Subsequent pages look at progress across the Plan's three main themes:

- Sustain
- Enjoy
- Prosper

Overall progress is shown in table/figure 1 below:

Status	F & F	S L	C H	E D	P D	C F	Total
Not started	3	1	2			2	8
In progress & on time	15	13	10	41	13	16	108
Completed	2	4		1	1	2	10
Falling behind time			1	3	1		5
Significantly delayed /Unlikely to achieve	1		1		1		3
<b>Total</b>	<b>21</b>	<b>18</b>	<b>14</b>	<b>45</b>	<b>16</b>	<b>20</b>	<b>134</b>

### Sustain

F & F = The Future of Farming and Forestry

S L = Spectacular Landscapes – Natural networks

C H = Making the most of Cultural Heritage

### Enjoying Dartmoor

E D = Enjoying Dartmoor

### Prosperous Dartmoor

P D = Prosperous Dartmoor

C F = Community Focus

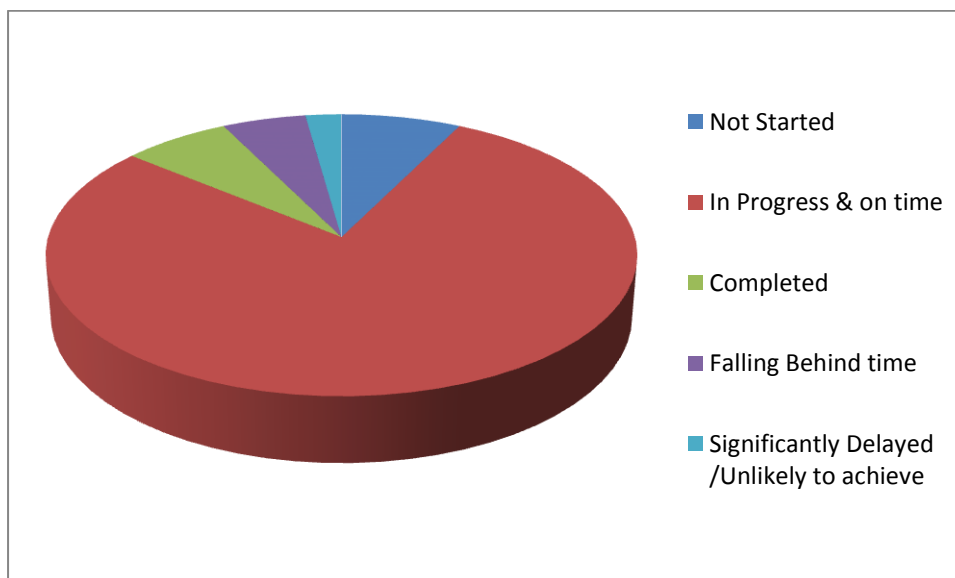


Figure 1

## Sustain

Status	F & F	S L	C H	Total
Not started	3	1	2	6
In progress & on time	15	13	10	38
Completed	2	4		6
Falling behind time			1	1
Significantly delayed /Unlikely to achieve	1		1	2
<b>Total</b>	<b>22</b>	<b>18</b>	<b>14</b>	<b>57</b>

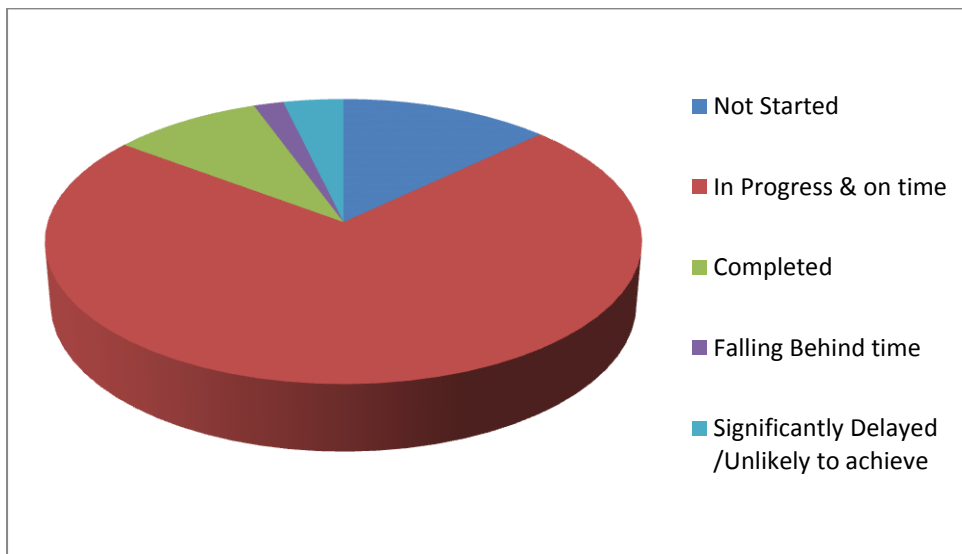


Figure 2

Of the actions under the theme Sustain the following actions are showing as

- not started - actions 7, 20, 21, 27, 45 & 53
- Falling behind or unlikely to achieve - actions 22, 44 & 51
- Completed actions - 1, 4, 25, 35, 36 & 41

Please refer to the 2014 Action plan updates for the details

## Enjoy

Status	E D
Not started	
In progress & on time	41
Completed	1
Falling behind time	3
Significantly delayed /Unlikely to achieve	
<b>Total</b>	<b>46</b>

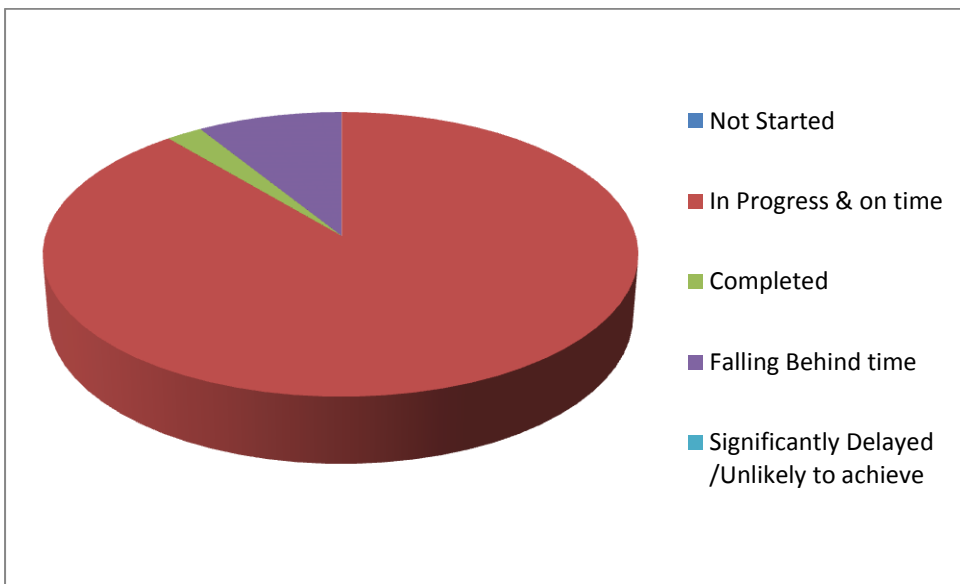


Figure 3

Of the actions under the theme Sustain the following actions are showing as

- Falling behind or unlikely to achieve - actions 67, 79 & 94
- Completed - action 90

Please refer to the 2014 Action plan updates for the details

## Prosper

Status	P D	C F	Total
Not started		2	2
In progress & on time	13	16	29
Completed	1	2	3
Falling behind time	1		1
Significantly delayed /Unlikely to achieve	1		1
<b>Total</b>	<b>16</b>	<b>20</b>	<b>36</b>

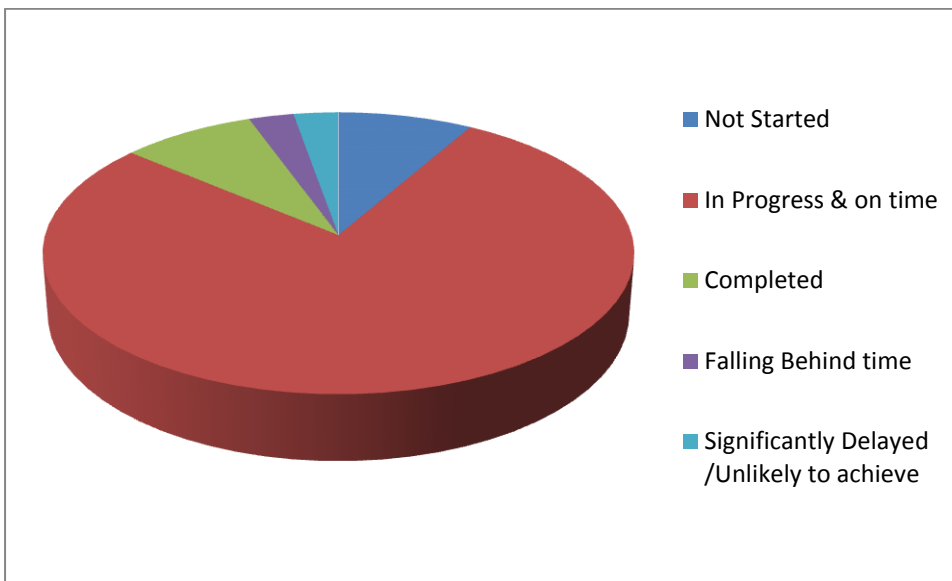


Figure 4

Of the actions under the theme Sustain the following actions are showing as

- not started – actions 124 & 129
- Falling behind or unlikely to achieve - actions 111 & 119
- Completed – actions 109, 130 & 131

Please refer to the 2014 Action plan updates for the details